

# SPACE STAR



**MITSUBISHI  
MOTORS**

Drive your Ambition



CYCLE & CARRIAGE

Exceptional Journeys

02

ECO-FRIENDLY  
HATCHBACK

# TAKE YOUR ADVENTURES FURTHER

Exceptionally stable handling and an impressive fuel economy along with an easy-to-configure interior makes moving from one task to the next a breeze. Whether you're going on to achieve new milestones, or embark on adventures that are larger than life, the Space Star will be your companion through it all.







# GET MORE DONE ON LESS

Whether you're running errands or embarking on your weekend adventures, the Space Star's fuel-sipping capabilities make sure you focus more on your journey and less on the petrol stops.

## 1.2ℓ DOHC 12-VALVE MIVEC\* ENGINE

When you demand acceleration, the Space Star responds with spirited torque and horsepower while maintaining impressive fuel economy.



### MINIMUM TURNING RADIUS

Among the smallest in its class, the tight turning radius contributes to excellent handling and makes the drive easy for anyone, at any age.



### SMOOTH AERODYNAMIC DESIGN

The streamlined body slips smoothly through the wind with a class-leading coefficient (Cd) of 0.27† that lowers wind noise and CO2 emissions, while raising fuel efficiency and high-speed stability. Aerodynamic features include an innovative double-tiered roof end, air dams and under-floor covers.

## ECO

### ECO LAMP

This lamp illuminates whenever you operate the accelerator pedal in an eco-friendly way. It encourages you to develop good driving habits that lower fuel costs and contribute to a cleaner environment for everyone.



### INVECS-III CVT

The INVECS-III<sup>^</sup> CVT wide-ratio transmission maintains optimal rpm for high performance and fuel economy. Enjoy smooth acceleration and deceleration, and efficiently selected gear ratios in all driving conditions.



### ENGINE

The highly responsive 1.2ℓ 3-cylinder MIVEC\* engine delivers an ample maximum output of 59 kW (80PS) at 6,000 rpm and practical maximum torque of 106 N-m (10.8kg-m) at 4,000 rpm.

\* Mitsubishi Innovative Valve timing Electronic Control system, where intake valve timing is continuously optimised in response to driving conditions.

<sup>^</sup> Intelligent & Innovative Vehicle Electronic Control System III, with illuminated indicator for easy reading at a glance.

† According to internal test results





 ECO   
21.2km/ℓ

**CLASS-LEADING FUEL EFFICIENCY**

The lightweight body and smooth aerodynamics add to its exceptional fuel efficiency, as well as its smooth and stable acceleration. Travelling is more affordable, eco-friendly and enjoyable in the Space Star.

# DRIVE IN A WORLD OF COMFORT

Step into an advanced cabin that offers unparalleled comfort, designed to help you focus on the road ahead with ease. Chic fabric trim and high-quality materials for soft yet supportive seats are complemented with hi-tech meters and Smartphone-link Display Audio. You get style, comfort and intelligence all in one space, bringing more to your drive and your life.





Image only for illustration purposes. Actual product may vary due to product enhancement.





**08**

FEATURE  
HIGHLIGHTS

# RIDE BOLD

DYNAMIC SHIELD  
FRONT GRILLE  
WITH RED ACCENTS



NEW LED HEADLAMPS  
WITH DAYTIME  
RUNNING HEADLIGHTS





■ L-SIGNATURE HORIZONTAL LED  
COMBINATION TAIL LIGHTS

10

TECH &  
SAFETY

# FOR CONVENIENCE AND PEACE OF MIND

## SMARTPHONE-LINK DISPLAY AUDIO (SDA)

Go where you want, when you want. Discover new places and new music. You can operate map settings, music playback, and calls via the large 7-inch touch screen or by voice actions for a safer and more enjoyable drive.



## REAR VIEW MONITOR

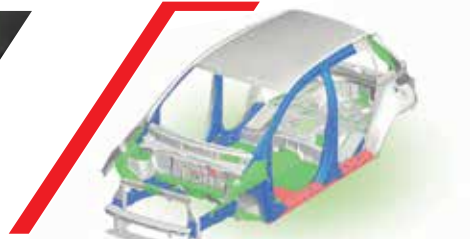
A live colour image with parking guidelines helps prevent backing into objects or other hazards out of sight.





## CLASS-LEADING 6 AIRBAGS

Front, side and curtain SRS airbags reduce collision impact from all directions, helping to curb injuries to the driver and passengers in the event of a collision.



## REINFORCED IMPACT SAFETY EVOLUTION (RISE)

Collision safety performance is significantly enhanced by Mitsubishi Motors' RISE body, which efficiently absorbs energy and maintains high cabin integrity in the event of a collision.



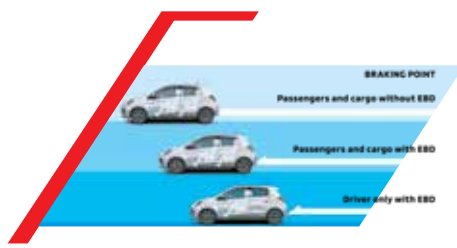
## PRETENSIONERS

Pretensioners automatically tighten the front seatbelts in the event of a collision to help restrain the driver and front passenger.



## ACTIVE STABILITY CONTROL (ASC)

If wheels lose their grip on slippery surfaces or while turning, Active Stability Control automatically adjusts engine output and applies braking force at the appropriate wheels to help maintain control and prevent skidding.



## ANTI-LOCK BRAKING SYSTEM (ABS) + ELECTRONIC BRAKE- FORCE DISTRIBUTION (EBD)

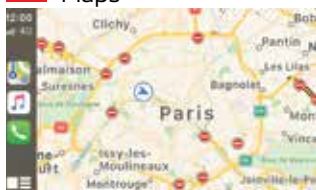
ABS prevents the wheels from locking up during emergency braking so you can maintain greater steering control, even on slippery roads. EBD distributes braking force to all four wheels to enhance braking performance.

## WORKS WITH APPLE CARPLAY™ AND ANDROID AUTO™

Navigate maps on your 7-inch center display. Voice activation capabilities allow hands-free use for audio, messaging, voice calling and other apps.



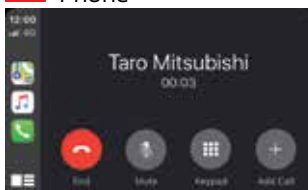
### 1 Maps



### 2 Siri or Google Assistant



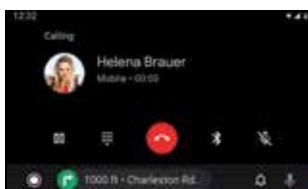
### 3 Phone



### 4 Supported 3rd party apps



## androidauto



**12**

AMENITIES

# IT'S ALL IN THE DETAILS



## FOLDABLE SPLIT 60:40 REAR SEATS

### FLEXIBLE SEATING CONFIGURATION

With foldable split back rear seats, you can effortlessly accommodate sports gear, shopping bags and more.





### **HEIGHT-ADJUSTABLE DRIVER'S SEAT**

Adjust the height of the driver's seat to suit your preference.



### **DRIVER'S SEAT ADJUSTABLE ARMREST**

The driver's seat includes an adjustable armrest to enhance driving comfort and reduce strain on long drives.



### **CRUISE CONTROL**

Vehicle speed is automatically maintained without your foot staying on the accelerator pedal, allowing for more relaxed driving on longer journeys. Pressing the brake pedal disengages the system.

### **KEYLESS OPERATION SYSTEM (KOS)**



### **KEYLESS OPERATION KEY**

As long as the key is on your person, you can press a button on the outside of the driver's side door or trunk, to lock or unlock all doors and trunk.



### **ENGINE SWITCH**

With the key on your person or within range, you can also press the engine switch in the cockpit to start or stop the engine.



### **USB PORT**

The USB port is conveniently located near the instrument panel, allowing easy access from both front seats.

<b>Capacity (cc)</b>	1,193
<b>Max Power (Ps/rpm)</b>	80/6,000
<b>Max Torque (Nm/rpm)</b>	106/4,000
<b>Fuel System</b>	Electronic Controlled Injection – Multi Point Injection
<b>Engine Type</b>	DOHC MIVEC (3A92), 3-Cylinder, 12-Valve Petrol Engine
<b>Wheel Drive</b>	Front Wheel Drive

<b>Transmission</b>	INVECS-III CVT (Continuously Variable Transmission)
---------------------	---

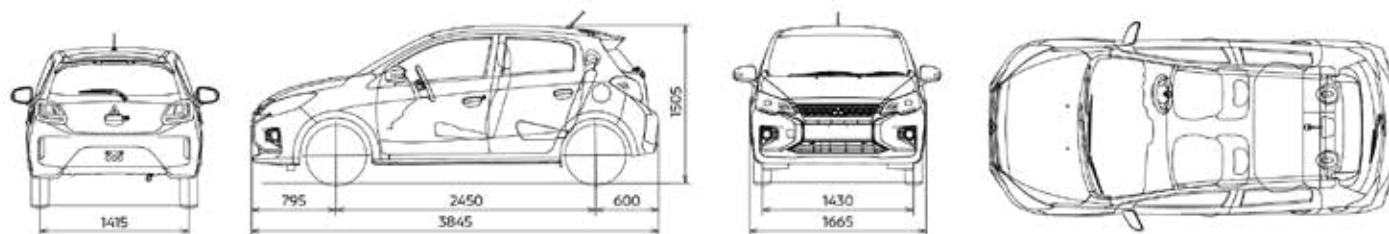
<b>Top Speed (km/h)</b>	167
<b>0-100km (sec)</b>	13.8

<b>Fuel Economy (ℓ/100 km)</b>	4.7 (21.2 km/ℓ)
<b>Fuel Tank Capacity (ℓ)</b>	35

<b>VES Banding</b>	A2
--------------------	----

<b>Curb Weight (kg)</b>	910
-------------------------	-----

<b>Length/Width/Height (mm)</b>	3,845/1,665/1,505
<b>Wheelbase (mm)</b>	2,450
<b>Turning Radius (m)</b>	4.6
<b>Tyre Size</b>	175/55 R15



White Diamond

NEW



Sand Yellow

NEW



Titanium Grey Metallic



Wine Red Pearl



Red Metallic



Blue Mica



Cool Silver Metallic



Note: Equipment may vary by market. Please consult Cycle & Carriage for more information.





## AFTERSALES CARE

At Cycle & Carriage, we take pride in the competence of our after-sales staff, who are fully qualified to look after your Mitsubishi vehicle. Our team is always up to date with the latest developments thanks to a rigorous ongoing training programme conducted by our in-house trainers, as well as trainers from the Manufacturer. With more than a century in the automotive industry, you can entrust your vehicle to us. We use the latest recommended diagnostic system, Grade A genuine parts and the right specifications of lubricants and consumables, to keep your Mitsubishi vehicle running at its optimal condition.



## YOU ALSO RECEIVE PEACE OF MIND WITH OUR WARRANTIES:

**Parts replacement:** 2 years or 40,000 km\*, whichever comes first.

**Tyres replacement:** 5 years\* from date of purchase.

We also provide services such as guaranteed turnaround Express Service<sup>†</sup>, Service Plans and many more.

\* Terms & conditions apply.

<sup>†</sup> 30% off final bill if we do not turn around within the guaranteed time.

**10**  
YEAR  
ENGINE  
WARRANTY

**5**  
YEAR  
UNLIMITED  
MILEAGE WARRANTY

## 10-YEAR ENGINE WARRANTY AND 5-YEAR UNLIMITED MILEAGE WARRANTY

Drive in total comfort and security. All Mitsubishi passenger cars\* will come with a 10-year engine warranty<sup>†</sup> and a 5-year unlimited mileage warranty.

\* Exclude electric models and commercial vehicles.

<sup>†</sup> Subject to a maximum mileage of 200,000 km or 10 years, whichever comes first. Terms and conditions apply.

## MITSUBISHI 24/7 ROADSIDE ASSISTANCE


We know sometimes the unexpected happens. Please call our 24-hour hotline at **6475 9500** for any emergencies and we will be glad to assist.

## CUSTOMER ASSISTANCE

As your trusted partner, our Customer Assistance is always ready to help you with any enquiry or feedback. Simply call 6471 9111 or email [CustomerAssistanceCentre@cyclecarriage.com.sg](mailto:CustomerAssistanceCentre@cyclecarriage.com.sg).



Chat with Miyuki about our cars  
on Facebook Messenger!

 [m.me/MitsubishiMotorsSingapore](https://m.me/MitsubishiMotorsSingapore)

**MITSUBISHI SHOWROOMS:**

239 Alexandra Road S(159930) Tel: 6473 9722  
22 Ubi Road 4 S(408617) Tel: 6746 3000

**CORPORATE SALES:**

239 Alexandra Road, Level 2 S(159930) Tel: 6470 7377

[mitsubishi.sg](https://mitsubishi.sg)



Mitsubishi Motors Singapore